

IDEA Student Ratings of Instruction

Page	Section
1	Description of Report
1	Description of Courses Included in This Report
2	I: Faculty Selection of Important and Essential Objectives
3	II: Student Ratings of Overall Outcomes –Comparison to IDEA Database
4	III: Student Ratings of Overall Outcomes –Comparison to This Institution
5–6	IV: Student Ratings of Progress on Objectives Chosen as Important or Essential
7	V: Teaching Methods and Styles
8	VI: Student Self–ratings and Ratings of Course Characteristics
9	VII: Faculty Self–report of the Institutional Context
10	VIII: Additional Questions

Note: Throughout the report, results for the Group are compared to the Institution and to the IDEA database. Institutional norms are 27.41 (I), 18.43 (II), 31.2 (III), 10.93 (IV), 26.53 (V), 20.53 (VI), 31.9 (VII), 31.9 (VIII), 10.29 (I), 16.34 (II), 19.56 (III), 19.56 (IV), 19.56 (V), 19.56 (VI), 19.56 (VII), 19.56 (VIII). (c)0.002217

The following provides information about the degree to which various learning objectives are emphasized in courses. The percent of classes for which each objective was chosen

e r c e n t

The quality of instruction in this unit is shown as judged by the four overall outcomes.

"A. Progress on Relevant Objectives" is a result of student ratings of their progress on objectives chosen by instructors. Ratings of individual items about the "B. Excellence of the Teacher" and "C. Excellence of Course" are shown next. "D. Summary Evaluation" averages these three after double weighting the measure of student learning (A). Results for both "raw" and "adjusted" scores are shown as they compare to the IDEA Database. Use results to summarize teaching effectiveness in the Group.

Part 1 shows the **percentage of classes** in each of the five performance categories.

Section III: Student Ratings of Overall

Tables in this section compare ratings of progress and "relevance" for the 12 objectives for this Group, with ratings for other classes at your institution and for all classes in the IDEA database. The tables on the left side of the page report averages (raw and adjusted) for the Group and the two comparison groups; they also display the number of classes for which the objective was selected as "relevant" (Important or Essential). For each of these groups, progress ratings are reported only for "relevant" classes.

By comparing progress ratings across the 12 learning objectives, you can determine if there are significant differences in how well various objectives were achieved. Since students rate their progress higher on some objectives than on others, conclusions may need to be modified by comparing the Group's results with those for the Institution and/or IDEA. Results in this section should help you determine if special attention should be given to improving learning on one or more objective(s). Results in the section are of special value to accrediting agencies and assessment programs.

Raw Average: Answers accreditation/assessment questions related to how well each objective was achieved; these are indicators of self-assessed learning.

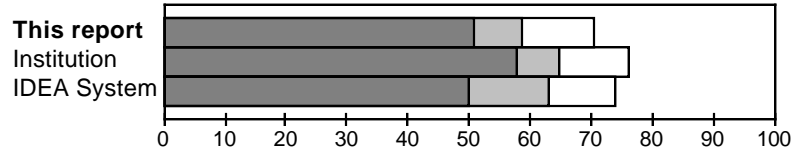
Adjusted Average: Useful primarily in comparing instructors or classes; they "level the playing field" by taking into account factors that affect learning other than instructional quality.

Bar Graphs: Useful in determining if "standards" or "expectations" have been met. For example, you may have established a target

Objective 6: Developing creative capacities (writing, inventing, designing, performing in art, music, drama, etc.)

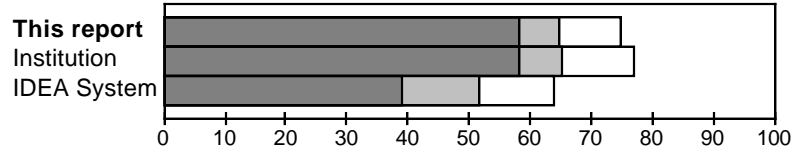
Percent of classes where Raw Average was at least:
 4.00 ■ 3.75 ■ 3.50 ■

	Raw Avg.	Adjstd. Avg.	# of Classes
This report	3.8	3.5	489
Institution	3.9	3.7	4,904
IDEA System	3.9	3.9	9,290



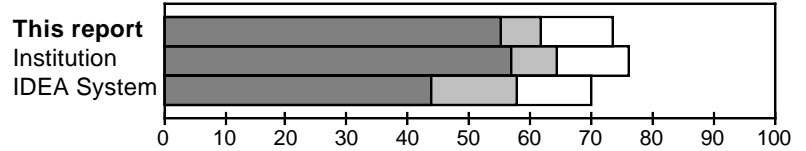
Objective 7: Gaining a broader understanding and appreciation of intellectual/cultural activity (music, science, literature, etc.)

	Raw Avg.	Adjstd. Avg.	# of Classes
This report	3.9	3.6	535
Institution	4.0	3.7	5,938
IDEA System	3.7	3.7	10,256



Objective 8: Developing skill in expressing myself orally or in writing

	Raw Avg.	Adjstd. Avg.	# of Classes
This report	3.9	3.7	1,103
Institution	3.9	3.8	11,113
IDEA System	3.8	3.8	18,174



Objective 9: Learning

This section is intended to support teaching improvement efforts. The 20 teaching methods assessed in the IDEA system (grouped into five "approaches" to teaching) are listed. The number of classes for which a for 44bfor

Part A describes student motivation, work habits, and academic effort, all of which affect student learning. The table

A. Primary and Secondary Instructional Approaches

This table shows the relative frequency of various approaches to instruction. The success of a given approach is dependent on the class objectives, but since students have

Classes Included in this Report:

Report includes classes with the following class IDs:

44285, 44286, 44288-44293, 44295-44344, 44346-44348, 44350-44383, 44392, 44395-44407, 44409-44416, 44418, 44420, 44421, 44423-44427, 44429-44434, 44436-44452, 44454-44467, 44469-44472, 44474-44476, 44479-44487, 44489, 44490, 44492-44495, 44497, 44498, 44500-44507, 44509-44511, 44514-44518, 44524, 44526, 44529-44531, 44534-44541, 44543-44548, 44552, 44554-44556, 44558, 44561-44563, 44567, 44568, 44573, 44574, 44576, 44579, 44584, 44587, 44589, 44591, 44592, 44599, 44601, 44603, 44606, 44608, 44610, 44612, 44614-44628, 44630-44653, 44656-44660, 44662, 44664-44672, 44674-44691, 44693, 44695-44709, 44711-44748, 44753-44765, 44767-44770, 44775, 44777-44779, 44781, 44783-44786, 44788-44803, 44805-44811, 44817-44821, 44823-44826, 44829, 44831-44844, 44846-44857, 44859-44874, 44876, 44877, 44879-44885, 44888-44892, 44897-44899, 44902-44905, 44910-44912, 44915-44945, 44947, 44949, 44950, 44953-44955, 44957-44959, 44961-44967, 44969-44983, 44986-44995, 44997, 44998, 45001-45005, 45007, 45008, 45010-45023, 45025-45029, 45031, 45033-45048, 45052, 45055, 45056, 45060, 45061, 45064-45067, 45069-45090, 45092-45129, 45133-45208, 45210-45227, 45230-45233, 45240-45243, 45245-45254, 45256-45275, 45277-45294, 45296-45308, 45311-45321, 45323-45330, 45332-45368, 45370-45394, 45396-45402, 45404-45406, 45408-45411, 45413, 45414, 45416, 45417, 45420, 45421, 45423-45426, 45429-45433, 45435-45437, 45439-45461, 45463, 45466, 45468, 45469, 45473, 45475, 45477-45482, 45484, 45485, 45487, 45490, 45491, 45494, 45497, 45503-45510, 45514-45533, 45535-45543, 45545-45553, 45555-45572, 45574, 45575, 45577-45581, 45584-45591, 45593-45618, 45620-45623, 45625-45629, 45631-45639, 45641, 45642, 45644-45648, 45650, 45651, 45653-45670, 45672, 45674-45676, 45679, 45680, 45682, 45684-45689, 45691-45699, 45701, 45703-45735, 45738-45741, 45745-45747, 45749, 45752-45759, 45762-45771, 45773-45787, 45790-45799, 45801, 45803-45805, 45809-45821, 45823-45825, 45827-45830, 45832-45837, 45839, 45841-45843, 45846-45873, 45875-45892, 45896-45898, 45900-45902, 45904-45907, 45910-45914, 45916, 45918-45928, 45930, 45932, 45933, 45936, 45937, 45939-45960, 45963-45977, 45979-45981, 45983, 45985, 45988-45991, 45994, 45995, 46000, 46009, 46012, 46013, 46020, 46021, 46023, 46029-46039, 46046-46050, 46052, 46056, 46058-46070, 46072, 46073, 46075-46083, 46086-46094, 46098-46103, 46105-46110, 46114, 46116, 46127-46147, 46150-46180, 46183-46195, 46198-46214, 46217-46223, 46225-46230, 46232-46237, 46239-46244, 46246, 46249-46259, 46261-46272, 46274-46296, 46298-46302, 46304-46349, 46351-46362, 46365, 46366, 46371-46383, 46385-46387, 46389-46430, 46433, 46434, 46436-46451, 46453, 46454, 46457-46461, 46463, 46465-46468, 46471-46496, 46499, 46500, 46503-46518, 46521, 46522